

## CM-V2W

Dispensing tower  
Universal, countertop or wall mount

Specification Sheet



Scan for more resources!

Sparkling water and chilled still water

Two flow control faucets

Use with Crysalli undercounter or remote chillers

304 brushed stainless steel finish

### Key Features

- 10.69"W x 10"D x 20.75"H
- Clearance: 12"
- Weight: 10 lbs

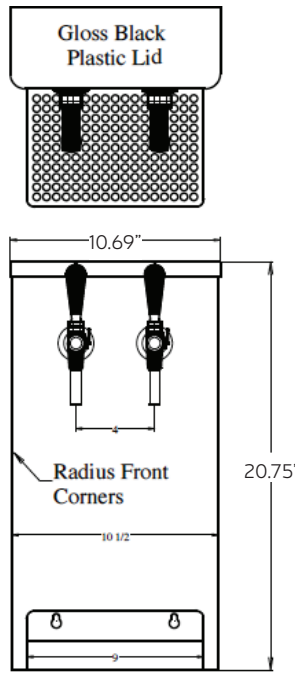
Project:



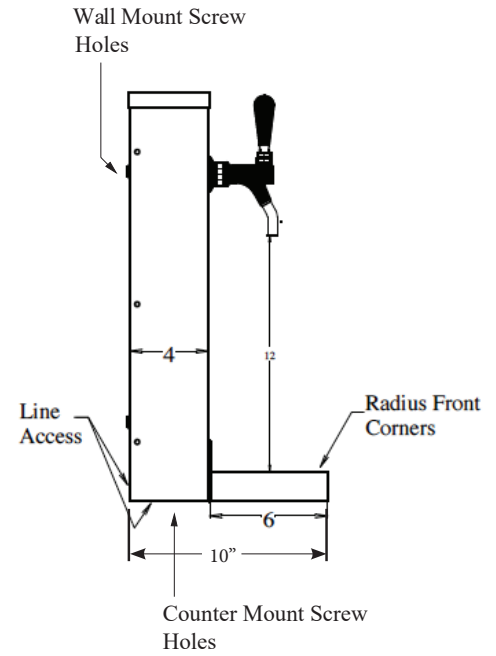
### Product Overview

- Pull handle faucets for sparkling and chilled still water
- Self-closing or stay open functions
- Downward pointing nozzle
- Ergonomic grip handle
- Lift off drip pan
- For use and pairing with all Crysalli remote chillers

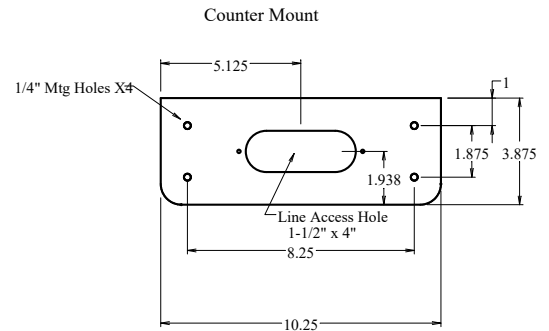
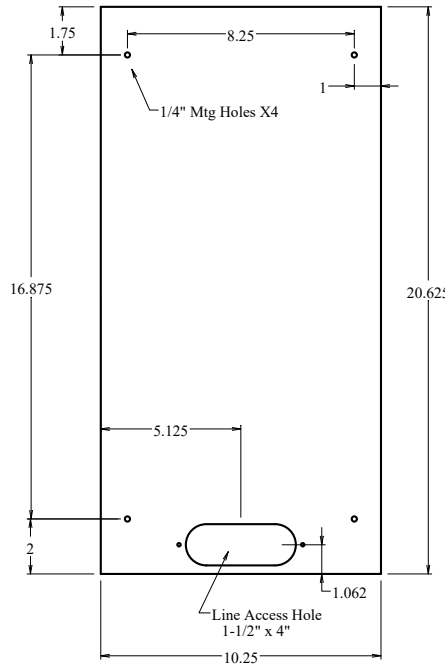
# Line Drawings



Wall Mount



Counter Mount Screw Holes




Mounting Hardware Not Supplied

## Accessories

### CR-SDL-1

Single sanitary dispense lever that attaches to a self-closing faucet on unit. 1 per faucet. Great for self-service hands-free dispensing applications



### CR-UCM1

Remote chiller unit. 50 liters per hour at <40°F. Up to 35ft max trunk line run. Still & sparkling water



### CR-UCM2

Remote chiller unit. 80 liters per hour at <40°F. Up to 45ft max trunk line run. Still & sparkling water



### CR-KIT-UCM

Installation Kit for remote chiller units, UCM1 & UCM2, includes: 5ft of CR-4L38 insulated trunkline, LBS10JG Leak Block sensor, fittings, clamps, tubing and insulation to install the CR-24FC filter system, CR-UCM# and CBR tower together

